

JOSEPH

EQUIPMENT COMPANY

300 GAY ST • MANCHESTER, NH 03103

SATURDAYS • WE ARE OPEN ALL DAY

PHONE: 603-641-8608

FAX: 603-666-3716



**293 NORTH - EXIT 2 -
LEFT ONTO BROWN AVE -
RIGHT ONTO WINSTON ST. - LEFT ONTO GAY ST.
300 GAY STREET ON THE RIGHT**



ERIN 165T SCREENER ON TRACKS.

Makes 3 Products, CAT Power, Heavy Duty Grizzly, Remote Control, Very Good Condition, **Call For More Information.**



1982 LINKBELT RTC8060 CRANE. 60 Ton, 2 Winches, Cummins Power, 29.5 X 25 Tires, Recent Inspection, **Call For More Information.**



TELESMITH 3042 CRUSHER. With New Die Jaws. **Call For More Information.**



2005 MACK CH613.

Cab And Chassis, 427 HP, 18 Speed, 44 Rears, 200 Series Carriers, Wet System. **Call For More Information.**



TRIAXLE

2016 GREAT DANE 53' X 102" DROP DECK. Tri Axle, Air Ride, Lift On Rear Axle, Excellent Condition, Southern Trailer, No Rust, **Call For More Information.**



1994 FONTAINE 70 TON TRI AXLE. 26' Beam Trailer With Removable Gooseneck, Air Ride, Air Brakes, Hyd Removable Gooseneck, Gooseneck Extension, Tandem Axle Pin On Booster, Plumbed For Booster Axle, 46" Usable Deck Width, 275/70R 22.5 Tires, Currently Located In Northeast MD. **Call For More Information.**



2004 CATERPILLAR 966G SERIES II LOADER. 26.5 X 25 Radial Tires, Rebuilt Bucket, Recent Motor, Weigh Scale, **Call For More Information.**






S-T-R-E-T-C-H

2019 FONTAINE 53 - 90. Tri Axle, Air Ride, Slider, Like New Condition, Southern Trailer, No Rust. 3 Available To Choose From Ranging From 2019 To 2016 **Call For More Information.**



KOBELCO JAW. Size 30/42, 3 Axle Carrier, 125HP Jaw Motor, Jaw Dies New, Hyd Feeder, Pump Driven By 40 HP Electric Motor, Hyd Legs, On-Board Switchgear, 42"x35' Jump Conveyor, Nordberg/Metso HP300 Closed Circuit Cone Plant, 300 HP Motor, Hyd Adjust, 6x20' 3 Deck Screen, 3 Axle Carrier, Hyd Legs, CAT Generator 800KW 3412E Model, 6x16' Wash Plant, Skid Mounted, Diester 6x16 Incline Screen. **Call For More Information.**

3042 JAW CRUSHER, HP300 CONE-CLOSED CIRCUIT, DIESTER WASHPLANT, CONVEYORS, GENERATORS, WILL SELL SEPARATELY OR AS A WHOLE PLANT



www.josephequipment.com

Trades Welcome • Financing Available

THIS AD IS COPYRIGHTED & OWNED BY TRUCK AND EQUIPMENT POST