

63 Bridge St
Salem, MA 01970
(978) 745-2500



105 County Rd
Ipswich, MA 01938
(978) 356-2916

INTRODUCING THE ONE AND ONLY

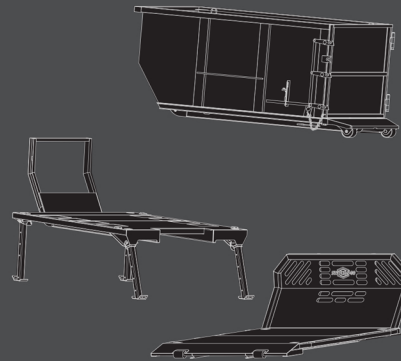
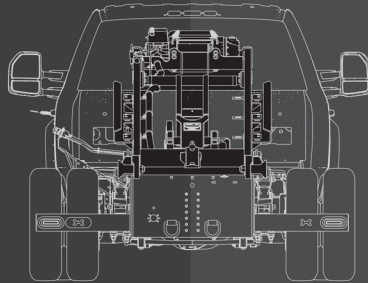
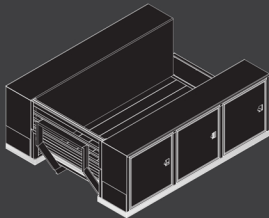
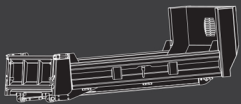
SWITCH-N-GO

CLASS 3 INTERCHANGEABLE TRUCK BODY SYSTEM*

FITS FORD F350 60" CA STRAIGHT FRAME CHASSIS

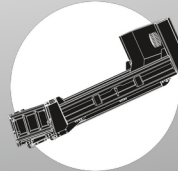
Lightweight construction to help maximize payload
Low profile design

* Patents
Pending



**BODIES IN STOCK & AVAILABLE at B&C!
CALL FOR PRICING**

**8' MEDIUM DUTY DROP BOX
WITH 1' APRON**



**8' DUMP BODY WITH 12" STEEL
FOLDDOWN SIDES AND 1' APRON**



**WHY CHOOSE
A SWITCH-N-GO
SYSTEM?**

- Interchangeable truck bodies
- Ground level loading
- Change truck with the weather
(trucks don't sit idle during off-seasons)
- More efficient use of your chassis
- No CDL required

1-800-322-1111



Truck Bodies & Equipment
www.BrakeandClutch.com